

Program Fact Sheet

APPANOOSE COUNTY

FY 2025



POPULATION & CONSUMER DATA

Total Non-Institutionalized Population 60+: 3,812
 % Total County 60+ Population Served: 2%
 Total (Unique) Congregate Consumers: 34
 Total (Unique) HDM Consumers: 43
 Total FY2025 Meals Served: 6,047

NUTRITION BUDGET INFORMATION

**Total Milestones
 Cost for County:**
 \$70,515

Appanoose County	Nutrition Program Costs
Congregate Meal Site	\$10,215.20
General Home-Delivered Meals	\$58,115.90
Waiver Home-Delivered Meals	\$2,184

SUPPORT PROGRAM SERVICES

**Total Individual
 Consumers Served:**
 184

**Total Units
 Provided:**
 1,487

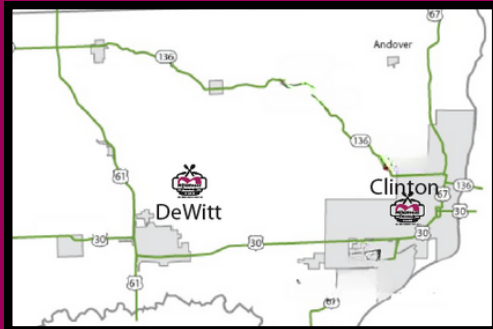


Program Area	Consumers	Units
Caregiver Services	6	15
Elder Abuse Awareness & Prevention	3	4
Health Promotion and Disease Prevention	2	5
Information & Assistance	68	123
Nutrition Education	64	395
Options Counseling / Case Management	3	6
Transportation	29	547
HCBS Services: Chore / Home Maker / Personal Care	8	385

Program Fact Sheet

CLINTON COUNTY

FY 2025



POPULATION & CONSUMER DATA

- Total Non-Institutionalized Population 60+: 12,676
- % Total County 60+ Population Served: 1.4%
- Total (Unique) Congregate Consumers: 56
- Total (Unique) HDM Consumers: 132
- Total FY2025 Meals Served: 21,873

NUTRITION BUDGET INFORMATION

Total Milestones Cost for County:
\$290,624.40

Clinton County	Nutrition Program Costs
Congregate Meal Site	\$73,789.00
General Home-Delivered Meals	\$173,375.90
Waiver Home-Delivered Meals	\$43,459.50

SUPPORT PROGRAM SERVICES

Total Individual Consumers Served:
480

Total Units Provided:
3,625

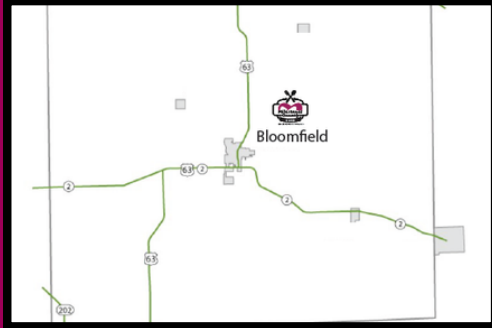
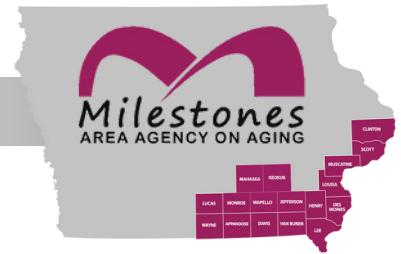


Program Area	Consumers	Units
Caregiver Services	20	328
Elder Abuse Awareness & Prevention	18	74
Health Promotion and Disease Prevention	12	13
Information & Assistance	224	376
Nutrition Education	127	1,490
Options Counseling / Case Management	28	151
Transportation	31	841
HCBS Services: Chore / Home Maker / Personal Care	12	343

Program Fact Sheet

DAVIS COUNTY

FY 2025



POPULATION & CONSUMER DATA

Total Non-Institutionalized Population 60+: 2,169

% Total County 60+ Population Served: 3.2%

Total (Unique) Congregate Consumers: 51

Total (Unique) HDM Consumers: 19

Total FY2025 Meals Served: 4,638

NUTRITION BUDGET INFORMATION

Total Milestones Cost for County:

\$52,409.40

Davis County	Nutrition Program Costs
Congregate Meal Site	\$21,583.00
General Home-Delivered Meals	\$ 30,826.40
Waiver Home-Delivered Meals	0

SUPPORT PROGRAM SERVICES

Total Individual Consumers Served:

155

Total Units Provided:

2,094

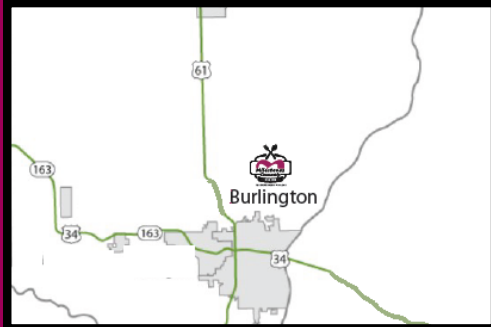


Program Area	Consumers	Units
Caregiver Services	13	125
Elder Abuse Awareness & Prevention	0	0
Health Promotion and Disease Prevention	34	620
Information & Assistance	39	55
Nutrition Education	51	739
Options Counseling / Case Management	0	0
Transportation	7	139
HCBS Services: Chore / Home Maker / Personal Care	11	416

Program Fact Sheet

DES MOINES COUNTY

FY 2025



POPULATION & CONSUMER DATA

Total Non-Institutionalized Population 60+: 11,000
 % Total County 60+ Population Served: 1.7%
 Total (Unique) Congregate Consumers: 36
 Total (Unique) HDM Consumers: 155
 Total FY2025 Meals Served: 17,507

NUTRITION BUDGET INFORMATION

**Total Milestones
 Cost for County:**
 \$207,384.10

Des Moines County	Nutrition Program Costs
Congregate Meal Site	\$26,509.80
General Home-Delivered Meals	\$171,319.30
Waiver Home-Delivered Meals	\$9,555.00

SUPPORT PROGRAM SERVICES

**Total Individual
 Consumers Served:**
 621

**Total Units
 Provided:**
 3,257



Program Area	Consumers	Units
Caregiver Services	66	471
Elder Abuse Awareness & Prevention	13	20
Health Promotion and Disease Prevention	116	267
Information & Assistance	239	493
Nutrition Education	117	1,061
Options Counseling / Case Management	23	99
Transportation	13	258
HCBS Services: Chore / Home Maker / Personal Care	27	557

Program Fact Sheet

HENRY COUNTY

FY 2025



POPULATION & CONSUMER DATA

Total Non-Institutionalized Population 60+: 5,210

% Total County 60+ Population Served: 2%

Total (Unique) Congregate Consumers: 52

Total (Unique) HDM Consumers: 50

Total FY2025 Meals Served: 8,348

NUTRITION BUDGET INFORMATION

Total Milestones Cost for County:

\$124,937.20

Henry County	Nutrition Program Costs
Congregate Meal Site	\$66,997.70
General Home-Delivered Meals	\$53,844.50
Waiver Home-Delivered Meals	\$4,095.00

SUPPORT PROGRAM SERVICES

Total Individual Consumers Served:

219

Total Units Provided:

2,355

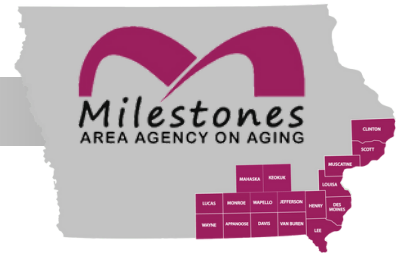


Program Area	Consumers	Units
Caregiver Services	10	13
Elder Abuse Awareness & Prevention	1	1
Health Promotion and Disease Prevention	43	139
Information & Assistance	62	118
Nutrition Education	78	608
Options Counseling / Case Management	1	4
Transportation	12	1,062
HCBS Services: Chore / Home Maker / Personal Care	12	411

Program Fact Sheet

JEFFERSON COUNTY

FY 2025



POPULATION & CONSUMER DATA

Total Non-Institutionalized Population 60+: 5,789

% Total County 60+ Population Served: 1.8%

Total (Unique) Congregate Consumers: 57

Total (Unique) HDM Consumers: 48

Total FY2025 Meals Served: 7,220

NUTRITION BUDGET INFORMATION

**Total Milestones
Cost for County:**

\$87,161.50

Jefferson County	Nutrition Program Costs
Congregate Meal Site	\$26,498.50
General Home-Delivered Meals	\$55,087.50
Waiver Home-Delivered Meals	\$5,575.50

SUPPORT PROGRAM SERVICES

**Total Individual
Consumers Served:**

208

**Total Units
Provided:**

3,500

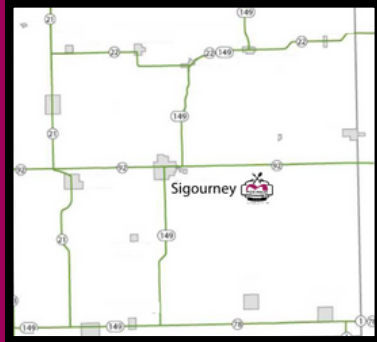


Program Area	Consumers	Units
Caregiver Services	8	17
Elder Abuse Awareness & Prevention	3	16
Health Promotion and Disease Prevention	1	1
Information & Assistance	71	104
Nutrition Education	62	577
Options Counseling / Case Management	3	3
Transportation	58	2,789
HCBS Services: Chore / Home Maker / Personal Care	0	0

Program Fact Sheet

KEOKUK COUNTY

FY 2025



POPULATION & CONSUMER DATA

Total Non-Institutionalized Population 60+: 3,041

% Total County 60+ Population Served: 3.5%

Total (Unique) Congregate Consumers: 72

Total (Unique) HDM Consumers: 33

Total FY2025 Meals Served: 11,185

NUTRITION BUDGET INFORMATION

**Total Milestones
Cost for County:**

\$130,622.00

Keokuk County	Nutrition Program Costs
Congregate Meal Site	\$72,263.50
General Home-Delivered Meals	\$54,127.00
Waiver Home-Delivered Meals	\$4,231.50

SUPPORT PROGRAM SERVICES

**Total Individual
Consumers Served:**

140

**Total Units
Provided:**

1,719



Program Area	Consumers	Units
Caregiver Services	6	4
Elder Abuse Awareness & Prevention	0	0
Health Promotion and Disease Prevention	31	286
Information & Assistance	40	59
Nutrition Education	41	329
Options Counseling / Case Management	2	3
Transportation	8	387
HCBS Services: Chore / Home Maker / Personal Care	12	651

Program Fact Sheet

LEE COUNTY

FY 2025



POPULATION & CONSUMER DATA

Total Non-Institutionalized Population 60+: 9,610

% Total County 60+ Population Served: 2.8%

Total (Unique) Congregate Consumers: 123

Total (Unique) HDM Consumers: 146

Total FY2025 Meals Served: 21,512

NUTRITION BUDGET INFORMATION

**Total Milestones
Cost for County:**

\$259,624.70

Lee County	Nutrition Program Costs
Congregate Meal Site	\$40,261.90
General Home-Delivered Meals	\$202,846.30
Waiver Home-Delivered Meals	\$16,516.50

SUPPORT PROGRAM SERVICES

**Total Individual
Consumers Served:**

557

**Total Units
Provided:**

3,633

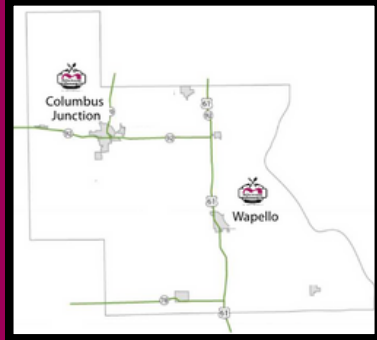


Program Area	Consumers	Units
Caregiver Services	16	16
Elder Abuse Awareness & Prevention	10	90
Health Promotion and Disease Prevention	129	278
Information & Assistance	172	299
Nutrition Education	182	1,588
Options Counseling / Case Management	8	46
Transportation	19	839
HCBS Services: Chore / Home Maker / Personal Care	18	538

Program Fact Sheet

LOUISA COUNTY

FY 2025



POPULATION & CONSUMER DATA

Total Non-Institutionalized Population 60+: 2,914

% Total County 60+ Population Served: 3.2%

Total (Unique) Congregate Consumers: 60

Total (Unique) HDM Consumers: 33

Total FY2025 Meals Served: 6,174

NUTRITION BUDGET INFORMATION

**Total Milestones
Cost for County:**

\$69,898.30

Louisa County	Nutrition Program Costs
Congregate Meal Site	\$20,464.30
General Home-Delivered Meals	\$48,646.50
Waiver Home-Delivered Meals	\$787.50

SUPPORT PROGRAM SERVICES

**Total Individual
Consumers Served:**

146

**Total Units
Provided:**

1,209



Program Area	Consumers	Units
Caregiver Services	1	2
Elder Abuse Awareness & Prevention	0	0
Health Promotion and Disease Prevention	0	0
Information & Assistance	30	54
Nutrition Education	83	915
Options Counseling / Case Management	11	49
Transportation	0	0
HCBS Services: Chore / Home Maker / Personal Care	19	176

Program Fact Sheet

LUCAS COUNTY

FY 2025



POPULATION & CONSUMER DATA

Total Non-Institutionalized Population 60+: 2,586
 % Total County 60+ Population Served: 4.1%
 Total (Unique) Congregate Consumers: 58
 Total (Unique) HDM Consumers: 47
 Total FY2025 Meals Served: 13,501

NUTRITION BUDGET INFORMATION

**Total Milestones
 Cost for County:**
 \$156,127.90

Lucas County	Nutrition Program Costs
Congregate Meal Site	\$82,953.30
General Home-Delivered Meals	\$69,856.60
Waiver Home-Delivered Meals	\$3,318.00

SUPPORT PROGRAM SERVICES

**Total Individual
 Consumers Served:**
 152

**Total Units
 Provided:**
 4,241



Program Area	Consumers	Units
Caregiver Services	5	4
Elder Abuse Awareness & Prevention	0	0
Health Promotion and Disease Prevention	48	649
Information & Assistance	19	21
Nutrition Education	46	737
Options Counseling / Case Management	0	0
Transportation	10	598
HCBS Services: Chore / Home Maker / Personal Care	24	2,232

Program Fact Sheet

MAHASKA COUNTY

FY 2025



POPULATION & CONSUMER DATA

Total Non-Institutionalized Population 60+: 5,626

% Total County 60+ Population Served: 1.1%

Total (Unique) Congregate Consumers: 21

Total (Unique) HDM Consumers: 39

Total FY2025 Meals Served: 7,541

NUTRITION BUDGET INFORMATION

**Total Milestones
Cost for County:**

\$85,213.30

Mahaska County	Nutrition Program Costs
Congregate Meal Site	\$21,763.80
General Home-Delivered Meals	\$63,449.50
Waiver Home-Delivered Meals	0

SUPPORT PROGRAM SERVICES

**Total Individual
Consumers Served:**

193

**Total Units
Provided:**

2,339



Program Area	Consumers	Units
Caregiver Services	7	7
Elder Abuse Awareness & Prevention	5	13
Health Promotion and Disease Prevention	0	0
Information & Assistance	101	162
Nutrition Education	41	311
Options Counseling / Case Management	7	17
Transportation	21	1,350
HCBS Services: Chore / Home Maker / Personal Care	10	481

Program Fact Sheet

MONROE COUNTY

FY 2025



POPULATION & CONSUMER DATA

- Total Non-Institutionalized Population 60+: 2,141
- % Total County 60+ Population Served: 4.2%
- Total (Unique) Congregate Consumers: 57
- Total (Unique) HDM Consumers: 33
- Total FY2025 Meals Served: 6,060

NUTRITION BUDGET INFORMATION

Total Milestones Cost for County:
\$70,662.00

Monroe County	Nutrition Program Costs
Congregate Meal Site	\$27,617.20
General Home-Delivered Meals	\$40,860.80
Waiver Home-Delivered Meals	\$2,184.00

SUPPORT PROGRAM SERVICES

Total Individual Consumers Served:
145

Total Units Provided:
1,222

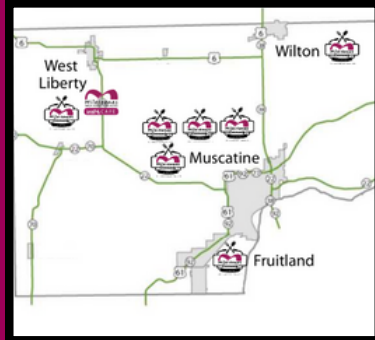
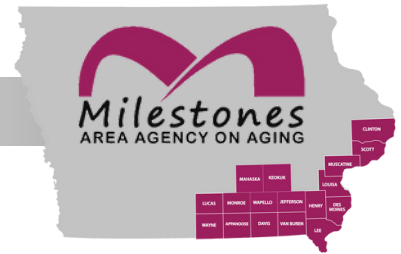


Program Area	Consumers	Units
Caregiver Services	3	102
Elder Abuse Awareness & Prevention	0	0
Health Promotion and Disease Prevention	45	127
Information & Assistance	31	42
Nutrition Education	48	261
Options Counseling / Case Management	1	8
Transportation	12	392
HCBS Services: Chore / Home Maker / Personal Care	5	290

Program Fact Sheet

MUSCATINE COUNTY

FY 2025



POPULATION & CONSUMER DATA

Total Non-Institutionalized Population 60+: 10,154
 % Total County 60+ Population Served: 2.1%
 Total (Unique) Congregate Consumers: 166
 Total (Unique) HDM Consumers: 50
 Total FY2025 Meals Served: 19,805

NUTRITION BUDGET INFORMATION

**Total Milestones
 Cost for County:**
 \$235,367.50

Muscatine County	Nutrition Program Costs
Congregate Meal Site	\$149,894.50
General Home-Delivered Meals	\$73,902.00
Waiver Home-Delivered Meals	\$11,571.00

SUPPORT PROGRAM SERVICES

**Total Individual
 Consumers Served:**
 514

**Total Units
 Provided:**
 5,110

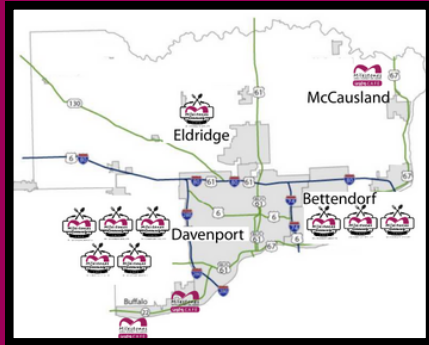


Program Area	Consumers	Units
Caregiver Services	29	249
Elder Abuse Awareness & Prevention	7	9
Health Promotion and Disease Prevention	0	0
Information & Assistance	145	253
Nutrition Education	188	2,463
Options Counseling / Case Management	80	251
Transportation	30	1,509
HCBS Services: Chore / Home Maker / Personal Care	33	379

Program Fact Sheet

SCOTT COUNTY

FY 2025



POPULATION & CONSUMER DATA

Total Non-Institutionalized Population 60+: 40,102

% Total County 60+ Population Served: 1.8%

Total (Unique) Congregate Consumers: 249

Total (Unique) HDM Consumers: 464

Total FY2025 Meals Served: 79,977

NUTRITION BUDGET INFORMATION

**Total Milestones
Cost for County:**

\$1,099,985.10

Scott County	Nutrition Program Costs
Congregate Meal Site	\$237,672.90
General Home-Delivered Meals	\$666,067.20
Waiver Home-Delivered Meals	\$196,245.00

SUPPORT PROGRAM SERVICES

**Total Individual
Consumers Served:**

1,956

**Total Units
Provided:**

12,601

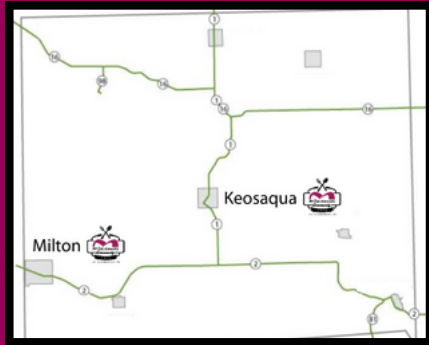


	Consumers	Units
Caregiver Services	185	1,061
Elder Abuse Awareness & Prevention	72	262
Health Promotion and Disease Prevention	57	390
Information & Assistance	834	1,444
Nutrition Education	479	5,507
Options Counseling / Case Management	114	344
Transportation	100	1,825
HCBS Services: Chore / Home Maker / Personal Care	80	1,839

Program Fact Sheet

VAN BUREN COUNTY

FY 2025



POPULATION & CONSUMER DATA

Total Non-Institutionalized Population 60+: 2,113
 % Total County 60+ Population Served: 4.1%
 Total (Unique) Congregate Consumers: 51
 Total (Unique) HDM Consumers: 36
 Total FY2025 Meals Served: 7,340

NUTRITION BUDGET INFORMATION

Total Milestones Cost for County:
 \$83,036.50

Van Buren County	Nutrition Program Costs
Congregate Meal Site	\$39,821.20
General Home-Delivered Meals	\$43,120.80
Waiver Home-Delivered Meals	\$94.50

SUPPORT PROGRAM SERVICES

Total Individual Consumers Served:
 144

Total Units Provided:
 1,356



Program Area	Consumers	Units
Caregiver Services	4	20
Elder Abuse Awareness & Prevention	3	3
Health Promotion and Disease Prevention	33	114
Information & Assistance	19	32
Nutrition Education	54	429
Options Counseling / Case Management	4	10
Transportation	18	613
HCBS Services: Chore / Home Maker / Personal Care	6	115

Program Fact Sheet

WAPELLO COUNTY

FY 2025



POPULATION & CONSUMER DATA

- Total Non-Institutionalized Population 60+: 8,866
- % Total County 60+ Population Served: 2%
- Total (Unique) Congregate Consumers: 52
- Total (Unique) HDM Consumers: 123
- Total FY2025 Meals Served: 21,108

NUTRITION BUDGET INFORMATION

**Total Milestones
Cost for County:**

\$252,086.40

Wapello County	Nutrition Program Costs
Congregate Meal Site	\$41,030.30
General Home-Delivered Meals	\$197,490.10
Waiver Home-Delivered Meals	\$13,566.00

SUPPORT PROGRAM SERVICES

**Total Individual
Consumers Served:**

673

**Total Units
Provided:**

6,073

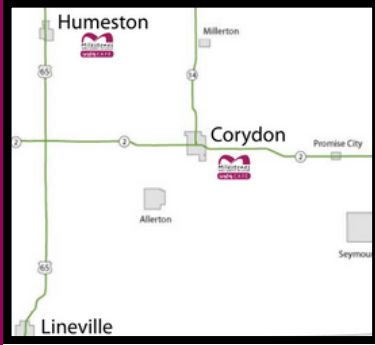


Program Area	Consumers	Units
Caregiver Services	38	81
Elder Abuse Awareness & Prevention	11	21
Health Promotion and Disease Prevention	21	249
Information & Assistance	369	595
Nutrition Education	104	757
Options Counseling / Case Management	28	50
Transportation	92	4,059
HCBS Services: Chore / Home Maker / Personal Care	6	249

Program Fact Sheet

WAYNE COUNTY

FY 2025



POPULATION & CONSUMER DATA

Total Non-Institutionalized Population 60+: 1,953
 % Total County 60+ Population Served: 0.2%
 Total (Unique) Congregate Consumers: 3
 Total (Unique) HDM Consumers: 0
 Total FY2025 Meals Served: 300

NUTRITION BUDGET INFORMATION

**Total Milestones
 Cost for County:**
 \$3,390.00

Wayne County	Nutrition Program Costs
Congregate Meal Site	\$3,390.00
General Home-Delivered Meals	0
Waiver Home-Delivered Meals	0

SUPPORT PROGRAM SERVICES

**Total Individual
 Consumers Served:**
 55

**Total Units
 Provided:**
 680



Program Area	Consumers	Units
Caregiver Services	4	4
Elder Abuse Awareness & Prevention	4	6
Health Promotion and Disease Prevention	15	31
Information & Assistance	7	8
Nutrition Education	2	31
Options Counseling / Case Management	0	0
Transportation	3	180
HCBS Services: Chore / Home Maker / Personal Care	20	426