

# Program Fact Sheet

## APPANOOSE COUNTY

FY 2024



### POPULATION & CONSUMER DATA

Total Non-Institutionalized Population 60+: 3,812  
 % Total County 60+ Population Served: 2.8%  
 Total (Unique) Congregate Consumers: 45  
 Total (Unique) HDM Consumers: 63  
 Total FY2024 Meals Served: 9,255

### NUTRITION BUDGET INFORMATION

**Total Milestones Nutrition Costs for County:**  
 \$103,784.10

Appanoose County	Nutrition Program Costs
Congregate Meal Site	\$20,633.80
General Home-Delivered Meals	\$77,054.70
Waiver Home-Delivered Meals	\$6,095.60

### SUPPORT PROGRAM SERVICES

**Total Units Provided:**  
 2,249  
**Total unique consumers served county-wide:**  
 178

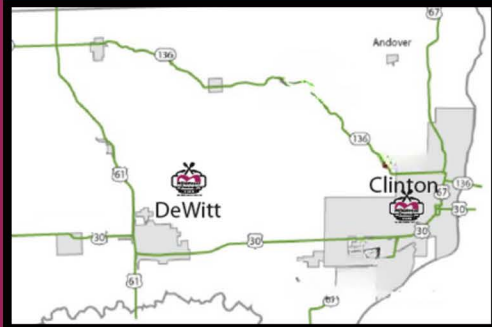


Program Area	Consumers	Units
Caregiver Services	9	10
Elder Abuse Awareness & Prevention	1	1
Health Promotion and Disease Prevention	16	68
Information & Assistance	52	80
Nutrition Education	66	738
Options Counseling / Case Management	6	30
Transportation	25	887
HCBS Services: Chore / Home Maker / Personal Care	15	435

# Program Fact Sheet

## CLINTON COUNTY

FY 2024



### POPULATION & CONSUMER DATA

- Total Non-Institutionalized Population 60+: 12,676
- % Total County 60+ Population Served: 1.4%
- Total (Unique) Congregate Consumers: 66
- Total (Unique) HDM Consumers: 116
- Total FY2024 Meals Served: 26,989

### NUTRITION BUDGET INFORMATION

**Total Milestones Nutrition Costs for County:**  
\$298,408.30

Clinton County	Nutrition Program Costs
Congregate Meal Site	\$81,247.00
General Home-Delivered Meals	\$167,748.50
Waiver Home-Delivered Meals	\$49,412.80

### SUPPORT PROGRAM SERVICES

**Total Units Provided:**  
2,249

**Total unique consumers served county-wide:**  
376

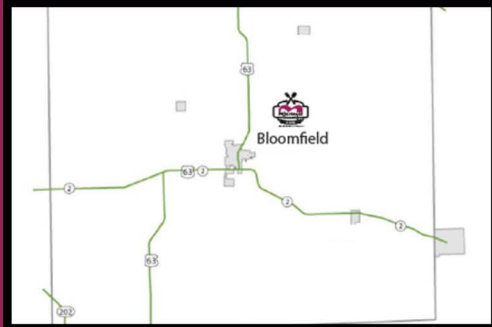


Program Area	Consumers	Units
Caregiver Services	39	320
Elder Abuse Awareness & Prevention	10	30
Health Promotion and Disease Prevention	110	277
Information & Assistance	142	198
Nutrition Education	144	1,578
Options Counseling / Case Management	13	40
Transportation	31	599
HCBS Services: Chore / Home Maker / Personal Care	9	456

# Program Fact Sheet

DAVIS COUNTY

FY 2024



## POPULATION & CONSUMER DATA

Total Non-Institutionalized Population 60+: 2,169  
 % Total County 60+ Population Served: 2.7%  
 Total (Unique) Congregate Consumers: 43  
 Total (Unique) HDM Consumers: 16  
 Total FY2024 Meals Served: 4,800

## NUTRITION BUDGET INFORMATION

**Total Milestones Nutrition Costs for County:**  
 \$52,982.00

Davis County	Nutrition Program Costs
Congregate Meal Site	\$23,210.20
General Home-Delivered Meals	\$29,673.80
Waiver Home-Delivered Meals	\$98.00

## SUPPORT PROGRAM SERVICES

**Total Units Provided:**  
 1,965  
**Total unique consumers served county-wide:**  
 100

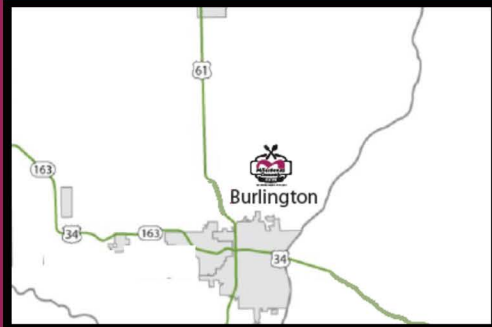


Program Area	Consumers	Units
Caregiver Services	7	14
Elder Abuse Awareness & Prevention	0	0
Health Promotion and Disease Prevention	29	586
Information & Assistance	24	28
Nutrition Education	45	693
Options Counseling / Case Management	1	7
Transportation	9	157
HCBS Services: Chore / Home Maker / Personal Care	9	480

# Program Fact Sheet

DES MOINES COUNTY

FY 2024



## POPULATION & CONSUMER DATA

Total Non-Institutionalized Population 60+: 11,000  
 % Total County 60+ Population Served: 1.5%  
 Total (Unique) Congregate Consumers: 47  
 Total (Unique) HDM Consumers: 114  
 Total FY2024 Meals Served: 17,197

## NUTRITION BUDGET INFORMATION

**Total Milestones Nutrition Costs for County:**  
 \$189,014.80

Des Moines County	Nutrition Program Costs
Congregate Meal Site	\$25,651.00
General Home-Delivered Meals	\$156,053.00
Waiver Home-Delivered Meals	\$7,310.80

## SUPPORT PROGRAM SERVICES

**Total Units Provided:**  
 3,305  
**Total unique consumers served county-wide:**  
 470



Program Area	Consumers	Units
Caregiver Services	57	156
Elder Abuse Awareness & Prevention	12	43
Health Promotion and Disease Prevention	89	293
Information & Assistance	235	406
Nutrition Education	124	1,247
Options Counseling / Case Management	26	119
Transportation	5	278
HCBS Services: Chore / Home Maker / Personal Care	34	763

# Program Fact Sheet

HENRY COUNTY

FY 2024



## POPULATION & CONSUMER DATA

Total Non-Institutionalized Population 60+: 5,210

% Total County 60+ Population Served: 2.1%

Total (Unique) Congregate Consumers: 66

Total (Unique) HDM Consumers: 45

Total FY2024 Meals Served: 11,291

## NUTRITION BUDGET INFORMATION

**Total Milestones Nutrition Costs for County:**

\$126,181.80

Henry County	Nutrition Program Costs
Congregate Meal Site	\$49,324.50
General Home-Delivered Meals	\$68,037.30
Waiver Home-Delivered Meals	\$8,820.00

## SUPPORT PROGRAM SERVICES

**Total Units Provided:**

3,592

**Total unique consumers served county-wide:**

193



Program Area	Consumers	Units
Caregiver Services	8	9
Elder Abuse Awareness & Prevention	1	1
Health Promotion and Disease Prevention	45	410
Information & Assistance	62	118
Nutrition Education	84	842
Options Counseling / Case Management	6	24
Transportation	16	1,569
HCBS Services: Chore / Home Maker / Personal Care	17	620

# Program Fact Sheet

JEFFERSON COUNTY

FY 2024



## POPULATION & CONSUMER DATA

Total Non-Institutionalized Population 60+: 5,789

% Total County 60+ Population Served: 2.3%

Total (Unique) Congregate Consumers: 92

Total (Unique) HDM Consumers: 39

Total FY2024 Meals Served: 8,769

## NUTRITION BUDGET INFORMATION

**Total Milestones Nutrition Costs for County:**

\$96,058.80

Jefferson County	Nutrition Program Costs
Congregate Meal Site	\$36,713.70
General Home-Delivered Meals	\$50,838.70
Waiver Home-Delivered Meals	\$8,506.40

## SUPPORT PROGRAM SERVICES

**Total Units Provided:**

4,652

**Total unique consumers served county-wide:**

241

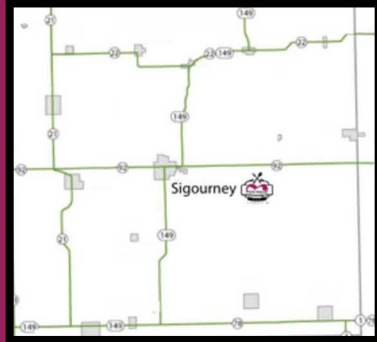


Program Area	Consumers	Units
Caregiver Services	4	10
Elder Abuse Awareness & Prevention	3	12
Health Promotion and Disease Prevention	6	6
Information & Assistance	70	109
Nutrition Education	65	492
Options Counseling / Case Management	7	51
Transportation	70	3,874
HCBS Services: Chore / Home Maker / Personal Care	1	98

# Program Fact Sheet

KEOKUK COUNTY

FY 2024



## POPULATION & CONSUMER DATA

Total Non-Institutionalized Population 60+: 3,041

% Total County 60+ Population Served: 3.6%

Total (Unique) Congregate Consumers: 65

Total (Unique) HDM Consumers: 43

Total FY2024 Meals Served: 12,093

## NUTRITION BUDGET INFORMATION

**Total Milestones Nutrition Costs for County:**

\$134,168.60

Keokuk County	Nutrition Program Costs
Congregate Meal Site	\$73,551.70
General Home-Delivered Meals	\$55,177.90
Waiver Home-Delivered Meals	\$5,439.00

## SUPPORT PROGRAM SERVICES

**Total Units Provided:**

4,652

**Total unique consumers served county-wide:**

152

Program Area	Consumers	Units
Caregiver Services	3	3
Elder Abuse Awareness & Prevention	0	0
Health Promotion and Disease Prevention	33	302
Information & Assistance	32	51
Nutrition Education	49	370
Options Counseling / Case Management	3	3
Transportation	11	415
HCBS Services: Chore / Home Maker / Personal Care	18	590



# Program Fact Sheet

LEE COUNTY

FY 2024



## POPULATION & CONSUMER DATA

Total Non-Institutionalized Population 60+: 9,610

% Total County 60+ Population Served: 2.9%

Total (Unique) Congregate Consumers: 144

Total (Unique) HDM Consumers: 135

Total FY2024 Meals Served: 22,565

## NUTRITION BUDGET INFORMATION

**Total Milestones Nutrition Costs for County:**

\$250,596.30

Lee County	Nutrition Program Costs
Congregate Meal Site	\$36,171.30
General Home-Delivered Meals	\$194,540.80
Waiver Home-Delivered Meals	\$19,884.20

## SUPPORT PROGRAM SERVICES

**Total Units Provided:**

3,827

**Total unique consumers served county-wide:**

425



Program Area	Consumers	Units
Caregiver Services	21	30
Elder Abuse Awareness & Prevention	10	22
Health Promotion and Disease Prevention	131	527
Information & Assistance	135	219
Nutrition Education	146	1,599
Options Counseling / Case Management	17	98
Transportation	18	727
HCBS Services: Chore / Home Maker / Personal Care	25	605

# Program Fact Sheet

LOUISA COUNTY

FY 2024



## POPULATION & CONSUMER DATA

Total Non-Institutionalized Population 60+: 2,914  
 % Total County 60+ Population Served: 4.1%  
 Total (Unique) Congregate Consumers: 77  
 Total (Unique) HDM Consumers: 43  
 Total FY2024 Meals Served: 9,003

## NUTRITION BUDGET INFORMATION

**Total Milestones Nutrition Costs for County:**  
 \$98,864.20

Louisa County	Nutrition Program Costs
Congregate Meal Site	\$18,984.00
General Home-Delivered Meals	\$79,145.20
Waiver Home-Delivered Meals	\$735.00

## SUPPORT PROGRAM SERVICES

**Total Units Provided:**  
 1908  
**Total unique consumers served county-wide:**  
 171



Program Area	Consumers	Units
Caregiver Services	9	229
Elder Abuse Awareness & Prevention	2	8
Health Promotion and Disease Prevention	1	1
Information & Assistance	26	39
Nutrition Education	92	789
Options Counseling / Case Management	11	48
Transportation	0	0
HCBS Services: Chore / Home Maker / Personal Care	24	794

# Program Fact Sheet

LUCAS COUNTY

FY 2024



## POPULATION & CONSUMER DATA

Total Non-Institutionalized Population 60+: 2,586  
 % Total County 60+ Population Served: 4.9%  
 Total (Unique) Congregate Consumers: 71  
 Total (Unique) HDM Consumers: 55  
 Total FY2024 Meals Served: 14,650

## NUTRITION BUDGET INFORMATION

**Total Milestones Nutrition Costs for County:**  
 \$154,439.70

Lucas County	Nutrition Program Costs
Congregate Meal Site	\$52,838.80
General Home-Delivered Meals	\$93,349.30
Waiver Home-Delivered Meals	\$8,251.60

## SUPPORT PROGRAM SERVICES

**Total Units Provided:**  
 3,587  
**Total unique consumers served county-wide:**  
 181

Program Area	Consumers	Units
Caregiver Services	1	1
Elder Abuse Awareness & Prevention	0	0
Health Promotion and Disease Prevention	49	419
Information & Assistance	28	43
Nutrition Education	42	555
Options Counseling / Case Management	3	14
Transportation	13	666
HCBS Services: Chore / Home Maker / Personal Care	23	1889



# Program Fact Sheet

MAHASKA COUNTY

FY 2024



## POPULATION & CONSUMER DATA

Total Non-Institutionalized Population 60+: 5,626  
 % Total County 60+ Population Served: 1.2%  
 Total (Unique) Congregate Consumers: 29  
 Total (Unique) HDM Consumers: 40  
 Total FY2024 Meals Served: 7,918

## NUTRITION BUDGET INFORMATION

**Total Milestones Nutrition Costs for County:**  
 \$89,452.40

Mahaska County	Nutrition Program Costs
Congregate Meal Site	\$6,960.80
General Home-Delivered Meals	\$82,354.40
Waiver Home-Delivered Meals	\$137.20

## SUPPORT PROGRAM SERVICES

**Total Units Provided:**  
 3,258  
**Total unique consumers served county-wide:**  
 198



Program Area	Consumers	Units
Caregiver Services	10	11
Elder Abuse Awareness & Prevention	0	0
Health Promotion and Disease Prevention	10	10
Information & Assistance	98	131
Nutrition Education	60	420
Options Counseling / Case Management	4	18
Transportation	29	2,183
HCBS Services: Chore / Home Maker / Personal Care	14	485

# Program Fact Sheet

MONROE COUNTY

FY 2024



## POPULATION & CONSUMER DATA

Total Non-Institutionalized Population 60+: 2,141  
 % Total County 60+ Population Served: 3.9%  
 Total (Unique) Congregate Consumers: 56  
 Total (Unique) HDM Consumers: 28  
 Total FY2024 Meals Served: 5,710

## NUTRITION BUDGET INFORMATION

**Total Milestones Nutrition Costs for County:**  
 \$61,604.40

Monroe County	Nutrition Program Costs
Congregate Meal Site	\$29,865.90
General Home-Delivered Meals	\$29,798.10
Waiver Home-Delivered Meals	\$1,940.40

## SUPPORT PROGRAM SERVICES

**Total Units Provided:**  
 1,920  
**Total unique consumers served county-wide:**  
 111

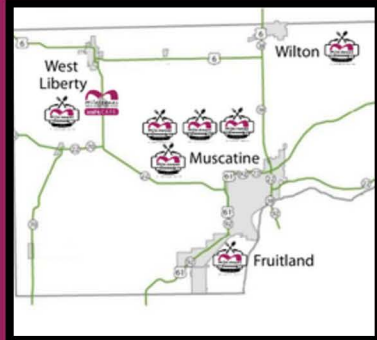


Program Area	Consumers	Units
Caregiver Services	6	137
Elder Abuse Awareness & Prevention	2	5
Health Promotion and Disease Prevention	9	17
Information & Assistance	23	35
Nutrition Education	52	703
Options Counseling / Case Management	0	0
Transportation	15	680
HCBS Services: Chore / Home Maker / Personal Care	8	343

# Program Fact Sheet

## MUSCATINE COUNTY

FY 2024



### POPULATION & CONSUMER DATA

Total Non-Institutionalized Population 60+: 10,154  
 % Total County 60+ Population Served: 2.2%  
 Total (Unique) Congregate Consumers: 184  
 Total (Unique) HDM Consumers: 42  
 Total FY2024 Meals Served: 22,019

### NUTRITION BUDGET INFORMATION

**Total Milestones Nutrition Costs for County:**  
 \$249,896.60

Muscatine County	Nutrition Program Costs
Congregate Meal Site	\$175,760.20
General Home-Delivered Meals	\$65,110.60
Waiver Home-Delivered Meals	\$9,025.80

### SUPPORT PROGRAM SERVICES

**Total Units Provided:**  
 4,222  
**Total unique consumers served county-wide:**  
 433



Program Area	Consumers	Units
Caregiver Services	38	416
Elder Abuse Awareness & Prevention	10	22
Health Promotion and Disease Prevention	0	0
Information & Assistance	107	135
Nutrition Education	207	2,089
Options Counseling / Case Management	67	224
Transportation	37	784
HCBS Services: Chore / Home Maker / Personal Care	32	552

# Program Fact Sheet

## SCOTT COUNTY

FY 2024



### POPULATION & CONSUMER DATA

Total Non-Institutionalized Population 60+: 40,102  
 % Total County 60+ Population Served: 1.7%  
 Total (Unique) Congregate Consumers: 287  
 Total (Unique) HDM Consumers: 389  
 Total FY2024 Meals Served: 81,711

### NUTRITION BUDGET INFORMATION

**Total Milestones Nutrition Costs for County:**  
 \$901,823.80

Scott County	Nutrition Program Costs
Congregate Meal Site	\$244,622.40
General Home-Delivered Meals	\$516,297.00
Waiver Home-Delivered Meals	\$140,904.40

### SUPPORT PROGRAM SERVICES

**Total Units Provided:**  
 12,003

**Total unique consumers served county-wide:**  
 1,468

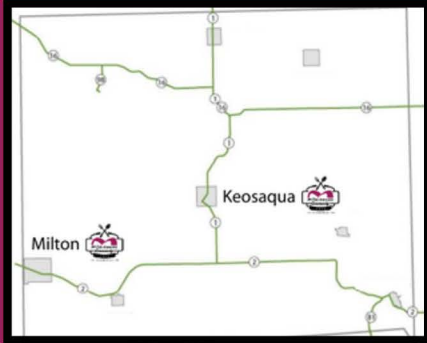


Program Area	Consumers	Units
Caregiver Services	201	1,406
Elder Abuse Awareness & Prevention	101	231
Health Promotion and Disease Prevention	316	646
Information & Assistance	705	1,058
Nutrition Education	504	5,102
Options Counseling / Case Management	87	326
Transportation	57	1,177
HCBS Services: Chore / Home Maker / Personal Care	59	2085

# Program Fact Sheet

## VAN BUREN COUNTY

FY 2024



### POPULATION & CONSUMER DATA

Total Non-Institutionalized Population 60+: 2,113  
 % Total County 60+ Population Served: 4.8%  
 Total (Unique) Congregate Consumers: 60  
 Total (Unique) HDM Consumers: 41  
 Total FY2024 Meals Served: 8,052

### NUTRITION BUDGET INFORMATION

**Total Milestones Nutrition Costs for County:**  
 \$89,994.40

Van Buren County	Nutrition Program Costs
Congregate Meal Site	\$35,628.90
General Home-Delivered Meals	\$51,494.10
Waiver Home-Delivered Meals	\$2,871.40

### SUPPORT PROGRAM SERVICES

**Total Units Provided:**  
 1,101  
**Total unique consumers served county-wide:**  
 133



Program Area	Consumers	Units
Caregiver Services	2	11
Elder Abuse Awareness & Prevention	0	0
Health Promotion and Disease Prevention	0	0
Information & Assistance	22	26
Nutrition Education	61	305
Options Counseling / Case Management	3	3
Transportation	12	565
HCBS Services: Chore / Home Maker / Personal Care	10	191

# Program Fact Sheet

## WAPELLO COUNTY

FY 2024



### POPULATION & CONSUMER DATA

- Total Non-Institutionalized Population 60+: 8,866
- % Total County 60+ Population Served: 2.2%
- Total (Unique) Congregate Consumers: 70
- Total (Unique) HDM Consumers: 124
- Total FY2024 Meals Served: 21,353

### NUTRITION BUDGET INFORMATION

**Total Milestones Nutrition Costs for County:**  
\$233,543.80

Wapello County	Nutrition Program Costs
Congregate Meal Site	\$50,081.60
General Home-Delivered Meals	\$171,398.40
Waiver Home-Delivered Meals	\$12,063.80

### SUPPORT PROGRAM SERVICES

**Total Units Provided:**  
9,260

**Total unique consumers served county-wide:**  
578



Program Area	Consumers	Units
Caregiver Services	50	108
Elder Abuse Awareness & Prevention	13	27
Health Promotion and Disease Prevention	23	1,038
Information & Assistance	316	488
Nutrition Education	103	940
Options Counseling / Case Management	34	103
Transportation	117	6,297
HCBS Services: Chore / Home Maker / Personal Care	7	259

# Program Fact Sheet

## WAYNE COUNTY

FY 2024



### POPULATION & CONSUMER DATA

- Total Non-Institutionalized Population 60+: 1,953
- % Total County 60+ Population Served: 0.3%
- Total (Unique) Congregate Consumers: 2
- Total (Unique) HDM Consumers: 4
- Total FY2024 Meals Served: 589

### NUTRITION BUDGET INFORMATION

**Total Milestones Nutrition Costs for County:**  
\$6,655.70

Wayne County	Nutrition Program Costs
Congregate Meal Site	\$915.30
General Home-Delivered Meals	\$5,740.40
Waiver Home-Delivered Meals	\$0.00

### SUPPORT PROGRAM SERVICES

**Total Units Provided:**  
1,010

**Total unique consumers served county-wide:**  
52



Program Area	Consumers	Units
Caregiver Services	0	0
Elder Abuse Awareness & Prevention	0	0
Health Promotion and Disease Prevention	13	13
Information & Assistance	7	7
Nutrition Education	5	40
Options Counseling / Case Management	0	0
Transportation	5	380
HCBS Services: Chore / Home Maker / Personal Care	16	570